


# 灣仔發展計劃第二期 - 中環灣仔繞道灣仔西段

Wan Chai Development Phase II –  
Central Wan Chai Bypass at Wan Chai West  
2018 年 9 月 23 日

停用臨時 T 字路口及封閉部份博覽道  
23 September 2018

Termination of Temporary  
T-Junction and Closure of a Section  
of Expo Drive



## 停用臨時 T 字路口及封閉部份博覽道後的建議行車路線

為配合道路工程的推行，位於博覽道及 P2 路交界處的臨時 T 字路口將停用，而一段介乎 P2 路及博覽道中的現有博覽道將會封閉。灣仔北地區的東行車輛交通、巴士路線及行人路線的连接與現時大致一樣，而原經此路段前往或離開香港會議展覽中心(會展)半島的車輛可改行以下路線:-

### P2 路東行車輛前往會展半島

車輛可經博覽道東北行前往會展半島上的會展二期及金紫荊廣場。

### P2 路西行車輛前往會展半島

車輛可經會議展覽中心中庭下方臨時連接路、會議道西行、分域碼頭街西行，D11路北行、P2路東行及博覽道東北行前往會展半島上的會展二期及金紫荊廣場，而車長7米或以下的車輛亦可使用P2路臨時掉頭處、P2路東行及博覽道東北行前往。

### 離開會展半島車輛交通

車輛可經博覽道東南行前往灣仔東南地區，或經博覽道東南行、菲林明道南行、菲林明道掉頭處、菲林明道北行及港灣道西行前往灣仔西南及中環地區。

請參閱背頁之路線圖。如有查詢，請致電 3122 6499 與我們聯絡或瀏覽網頁: <http://www.wd2.gov.hk/chi/new.html>

## Suggested Traffic Routes after Termination of Temporary T-Junction and Closure of a Section of Expo Drive

To facilitate the implementation of road works, the Temporary T-Junction at Junction of Expo Drive and Road P2 will be terminated and a section of Expo Drive between Road P2 and Expo Drive Central will be closed. East-west traffic, bus routes and pedestrian connection in Wan Chai North mostly follow the current arrangement, while vehicles using this section of Expo Drive to/from the Hong Kong Convention and Exhibition Centre (HKCEC) Peninsula can use the following routes to go to or leave HKCEC Peninsula:-

### Traffic towards HKCEC via Road P2 E/B

Vehicles can reach HKCEC Phase II and Golden Bauhinia Square (GBS) in HKCEC Peninsula via Expo Drive East north bound.

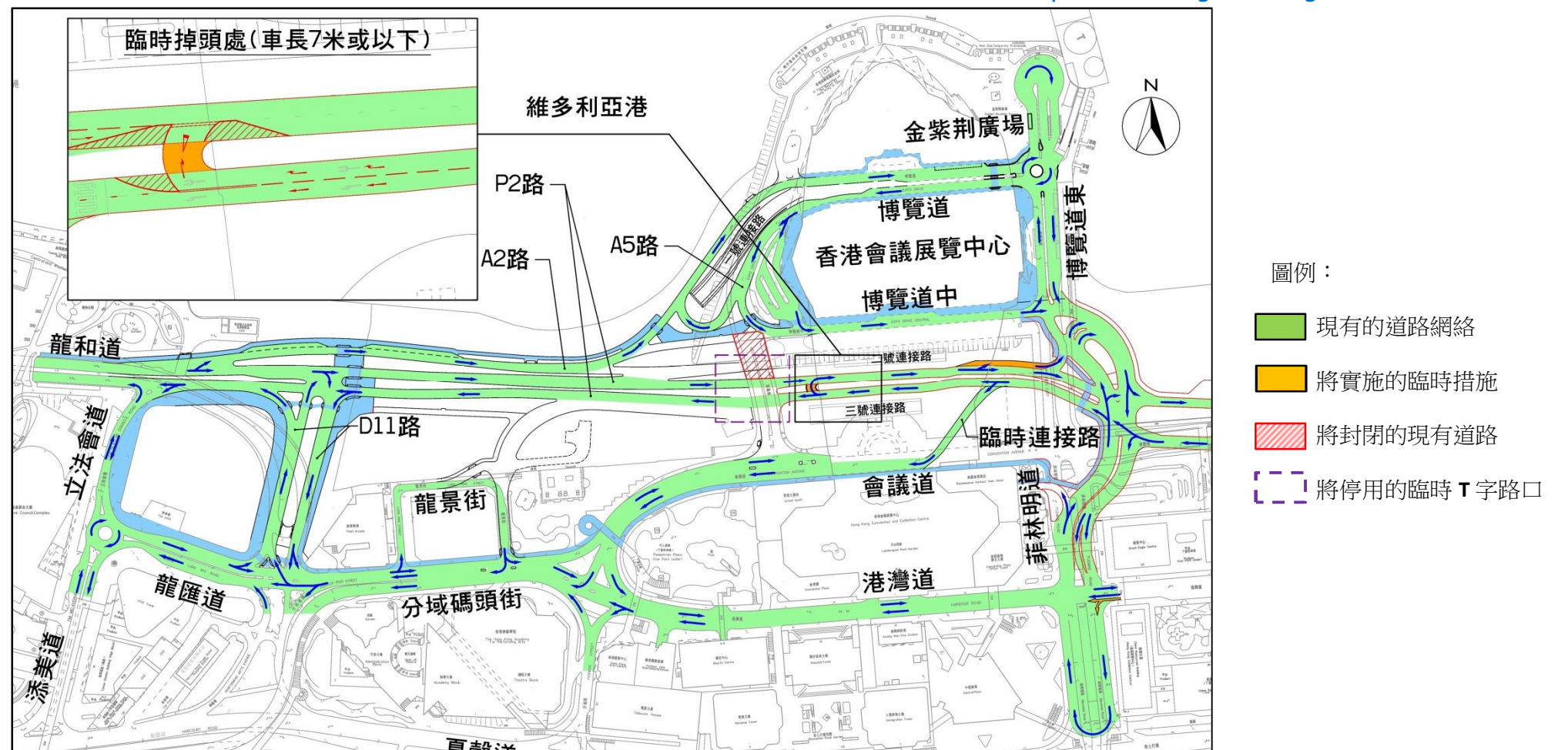
### Traffic towards HKCEC via Road P2 W/B

Vehicles can reach HKCEC Phase II and Golden Bauhinia Square (GBS) in HKCEC Peninsula via slip road underneath HKCEC Atrium, Convention Avenue west bound, Fenwick Pier Road west bound, Road D11 north bound, Road P2 east bound and Expo Drive East north bound. For vehicles not longer than 7m, they can use the temporary U-turn at Road P2, then Road P2 east bound and Expo Drive East north bound.

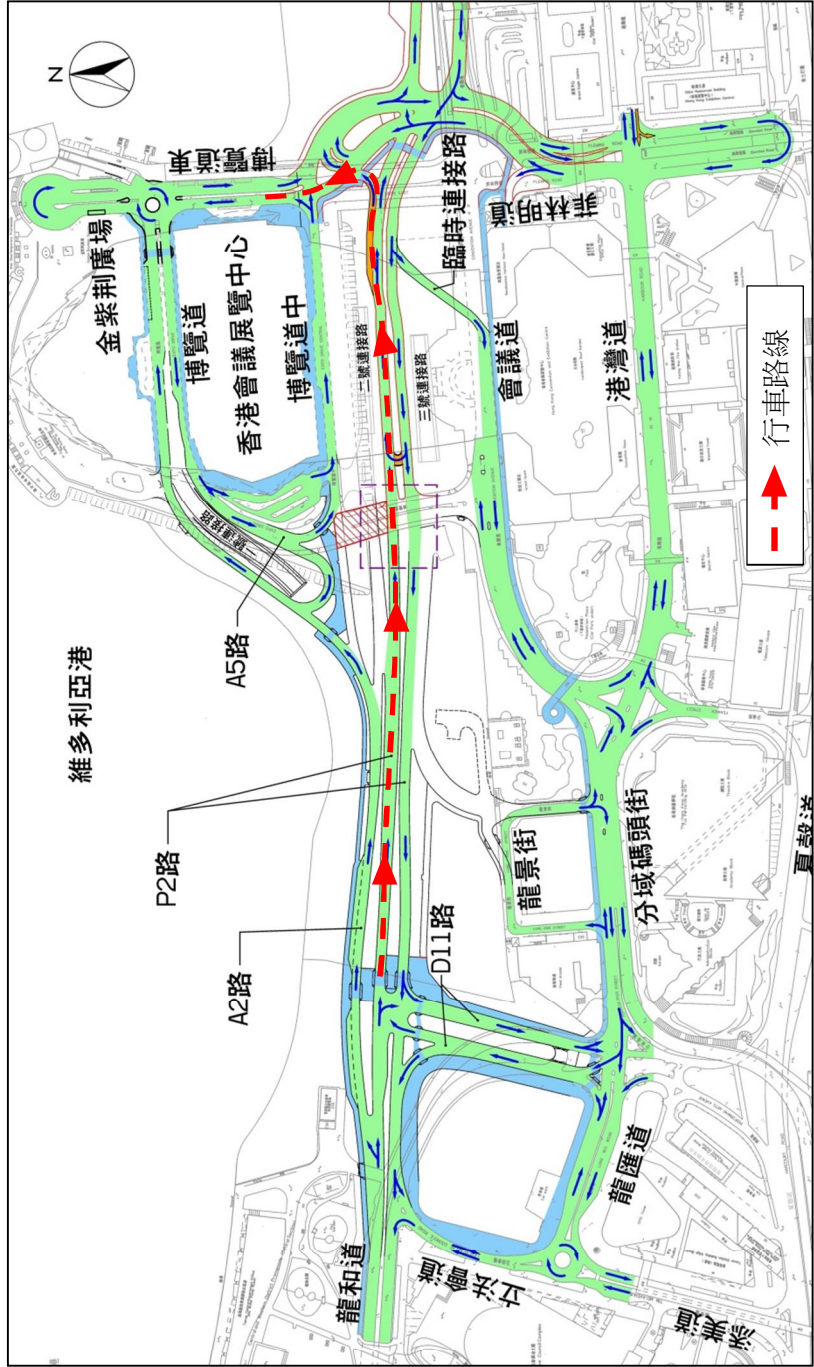
### Traffic Leaving HKCEC

Vehicles leaving HKCEC Peninsula can head to the southeast area of Wan Chai via Expo Drive East south bound, or head to the southwest area of Wan Chai and Central via Expo Drive East south bound, Fleming Road south bound, Fleming Road U-turn, Fleming Road north bound and Harbour Road west bound.

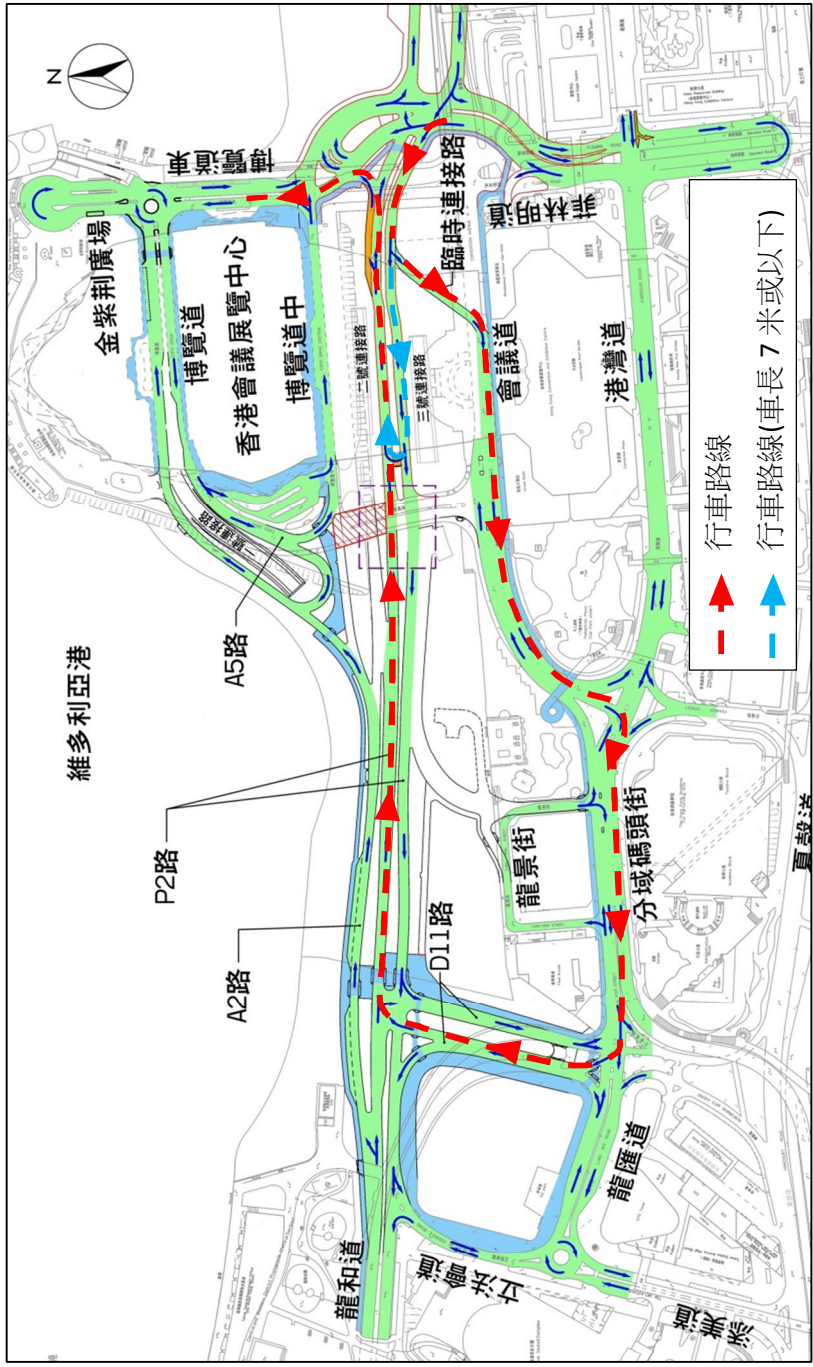
Please refer to the routes overleaf. For enquiry, please contact us at 3122 6499 or visit: <http://www.wd2.gov.hk/eng/new.html>



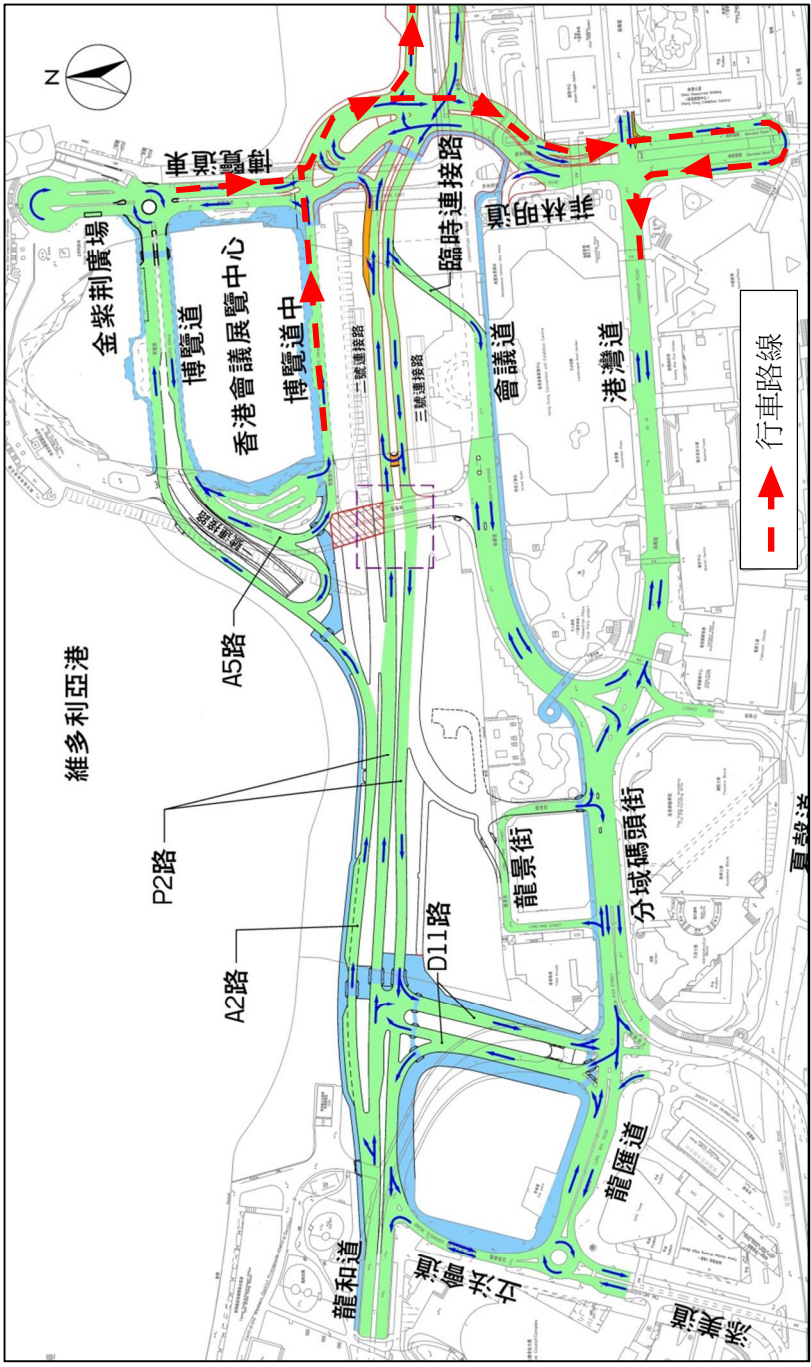




P2 路東行車輛前往會展半島  
Traffic towards HKCEC  
Peninsula via Road P2 E/B



P2 路西行車輛前往會展半島  
Traffic towards HKCEC  
Peninsula via Road P2 W/B



離開會展半島車輛交通  
Traffic Leaving HKCEC  
Peninsula